

:: Free printables from ::

© PAPER GLITTER.COM

### Materials





- Paper in letterhead (8.5" x 11") size.  
**TIP: You can try using cardstock with a subtle texture like linen, or canvas, etc., for a different look. You may even try light cream cardstock if you wish.**
- Scissors | lollipop sticks or toothbicks | glue or tape
- Printed PDF files of this kit on card stock paper. **TIP: Set your printer to maximum quality and print desired pages of kit.** You also have the option of taking your PDF files to your local office supply store for printing of your pages there.

### Caution





Always remember to supervise children when they handle scissors--you may want to help them cut. And NEVER let children use an x-acto knife!

**FREE SAMPLE | FOR PERSONAL | USE NOT FOR RE-SALE**

:: These files are password-protected-you will NOT be able to alter contents inside files in Photoshop or other programs. You will only be able to open the PDF files in Adobe Acrobat or other PDF reading software for UNLIMITED printing for your own personal use. The use of these images for commercial use, re-selling, mass production, sharing of files, or re-selling of the finished product is strictly prohibited. All artwork is copyright PaperGlitter. The copyright is not transferable with the sale of any PDF file and the buyer is not entitled to reproduction rights. © PaperGlitter.com



FREE Printable sample :: NOT FOR SALE :: ©paperglitter.com



**Flags:** Print on regular paper (NOT cardstock paper). Cut individual shapes. You may also cut a "v" shape on end to resemble flag. Wrap other end around a toothpick or lollipop stick and secure with glue or tape. Use as cupcake toppers or snack picks.

